

PRODUCT DESCRIPTION

Savvy, the world's smartest mirror, helps you make the most of every day. Download as many apps as you'd like, from home automation control, to music and entertainment, to social media. Link your favorites to the Savvy dashboard and they're never more than a touch away.

SPECIFICATION STATEMENT

Solution shall consist of smart mirror technology integrated into lighted or non-lighted mirrors. Smart mirror will consist of a computer with touch-screen display, an intuitive mirror user interface and dashboard, and mirror glass designed for optimal monitor transparency and performance.

THE ELECTRIC MIRROR ADVANTAGE

- ☑ Global mirror technology leader for over 20 years
- ☑ More installations than all competitors combined
- ☑ Realistic warranty you can believe in and trust
- ☑ Lowest total cost of ownership
- ☑ U.S. based customer service support
- ☑ 125,000 square foot American manufacturing facility

FEATURES AND BENEFITS

- Iris™ glass for optimal mirror reflectivity, monitor transparency and performance
- Both display screen and lights disappear when off
- 22" touch-screen display
- On-mirror light controls and Motion/Sensor package
- Suitable for damp bathroom environments
- Energy efficient

AVAILABLE OPTIONS

- Lit (Fusion and Integrity) or non-lit (Loft) mirror
- Custom sizes

DISPLAY SPECIFICATIONS

- Electric Mirror LCD touch-screen monitor
- 1080p (1920 x 1080, 16:9) resolution
- Bright, high contrast display
- 50,000-hour panel
- 10-watt amplification with integrated mini-speakers

SAFETY SPECIFICATIONS

- Entire assembly meets UL/CUL standards
- Safety-backed mirror
- FCC compliant

INSTALLATION SPECIFICATIONS

- 120V-240V hardwire electrical connection; provide 36” whip; junction box not required.¹
- Chassis should be mounted to wall studs; mounting holes are provided.¹
- Mirror lights can be controlled by an on/off switch, forward-phase dimming switch, or by the Savvy hardware with the optional light control/sensor option.¹
- Wire Savvy hardware/display into unswitched 120/240V recessed electrical outlet and connect Ethernet Cat 5/6 cable or use built-in Wi-Fi to connect to the Internet.

MODELS

Base Model ²	Dimensions	Power Requirements ³
LOF-215-SV-3040	30"W x 40"H x 1.75"D (762mm x 1016mm x 44mm)	
LOF-215-SV-4040	40"W x 40"H x 1.75"D (1016mm x 1016mm x 44mm)	
LOF-215-SV-5040	50"W x 40"H x 1.75"D (1270mm x 1016mm x 44mm)	
LOF-215-SV-6040	60"W x 40"H x 1.75"D (1524mm x 1016mm x 44mm)	
LOF-215-SV-7240	72"W x 40"H x 1.75"D (1829mm x 1016mm x 44mm)	
LOF-215-SV-2660	26"W x 42"H x 1.75"D (550mm x 1067mm x 44mm)	
FUS-215-SV-3636	36"W x 36"H x 1.75"D (914mm x 914mm x 44mm)	120/240 VAC, 57W
FUS-215-SV-4836	48"W x 36"H x 1.75"D (1219mm x 914mm x 44mm)	120/240 VAC, 57W
FUS-215-SV-6036	60"W x 36"H x 1.75"D (1524mm x 914mm x 44mm)	120/240 VAC, 57W
INT-215-SV-3642	36"W x 42"H x 1.75"D (914mm x 1067mm x 44mm)	120/240 VAC, 100W
INT-215-SV-4242	42"W x 42"H x 1.75"D (1067mm x 1067mm x 44mm)	120/240 VAC, 100W
INT-215-SV-4842	48"W x 42"H x 1.75"D (1219mm x 1067mm x 44mm)	120/240 VAC, 120W
INT-215-SV-5442	54"W x 42"H x 1.75"D (1372mm x 1067mm x 44mm)	120/240 VAC, 120W
INT-215-SV-6042	60"W x 42"H x 1.75"D (1524mm x 1067mm x 44mm)	120/240 VAC, 141W
INT-215-SV-6642	66"W x 42"H x 1.75"D (1676mm x 1067mm x 44mm)	120/240 VAC, 141W
INT-215-SV-7242	72"W x 42"H x 1.75"D (1829mm x 1067mm x 44mm)	120/240 VAC, 141W



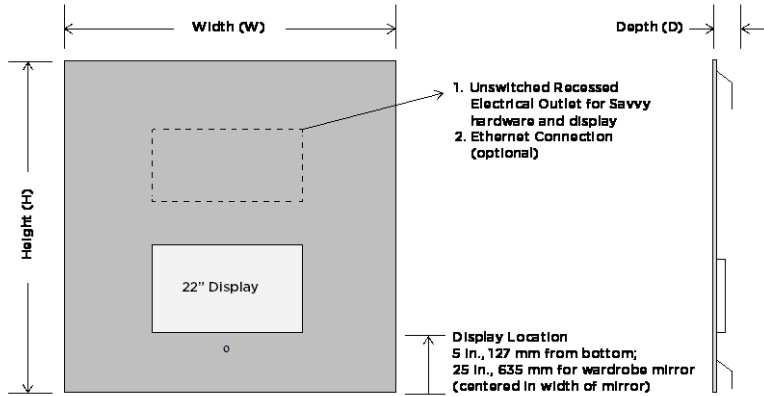

¹Applies to Fusion (FUS) and Integrity (INT) lighted mirrors.

²Base model number shown only. To specify additional options, contact Electric Mirror at residential@electricmirror.com.

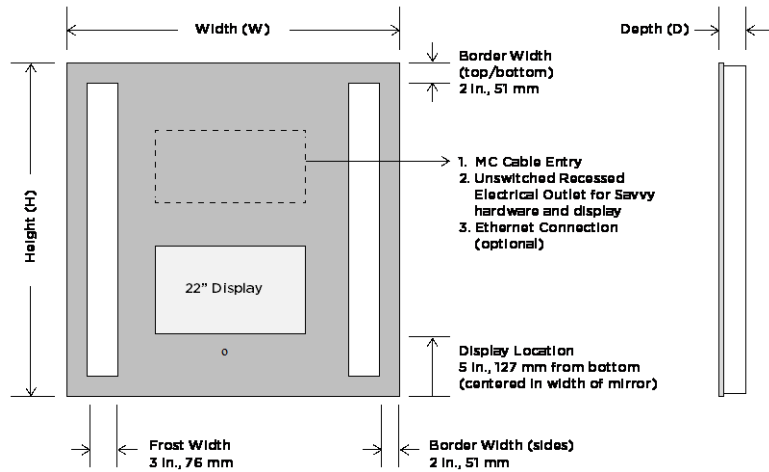

³Savvy Hardware/22" Display Power Requirements: 120/240VAC, 30 W at full power

DIMENSIONAL DRAWING (Not to scale)

Loft (LOF) Non-Lit Mirror



Fusion (FUS) Lighted Mirror



Integrity (INT) Lighted Mirror

